

## Logging into Bridge VitalSource

1. Go to <https://houstonisddual.vstbridge.com/#/login>

a. Enter your HISD email address-Example: [s1234567@online.houstonisd.org](mailto:s1234567@online.houstonisd.org)

b. Click the "Get started" link

Welcome Houston Independent  
School District!

awebber@houstonisd.org

Sign In

[Forgot your password?](#)

First time here? **Get started.**

2. Sign into your HISD Outlook email account and look for the email that has instructions to complete your setup

3. Go back to <https://houstonisddual.vstbridge.com/#/login> and sign in using your newly created password

Welcome Houston Independent  
School District!

awebber@houstonisd.org

Sign In

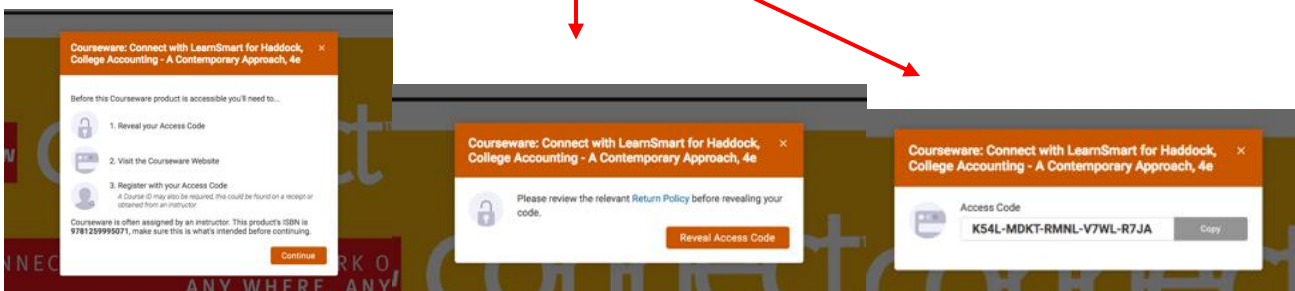
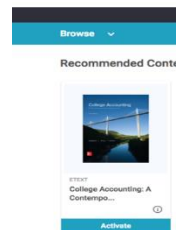
This email already exists. Enter your password above.  
[Forgot your password?](#)

4. To access your book/code:

a. Access book-You will see the books assigned to you and will need to **ACTIVATE** each title

b. Find access code (if needed), when you activate the Connect icon, a pop up in the right-hand corner will be displayed. Click on the "here" link in the small description box

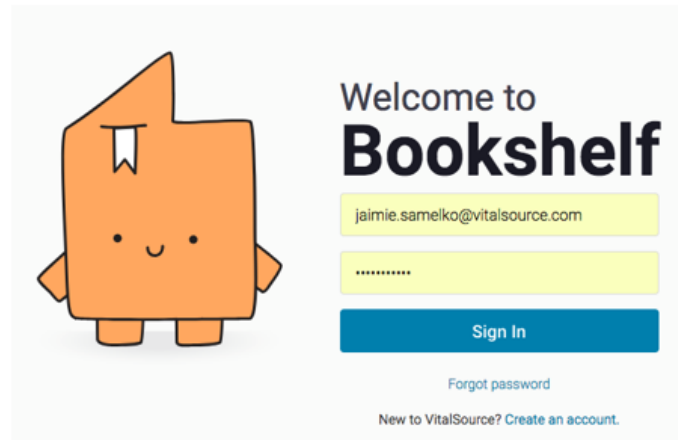
c. To view the code, follow the prompts. Your Instructor should provide the appropriate URL address where to enter the code



## NOTES

### Bookshelf

- 1) To access Bookshelf, users can sign into Bridge and will be automatically directed when they click on their book OR users can go to <https://online.vitalsource.com/#/user/signin>
- 2) Use the same credentials you use when logging into the Houston Independent School District Bridge account.



### Download Mobile or desktop apps

To download the mobile or desktop applications. You will click the “die” in the top right hand corner. Click on the “download” blue button.

